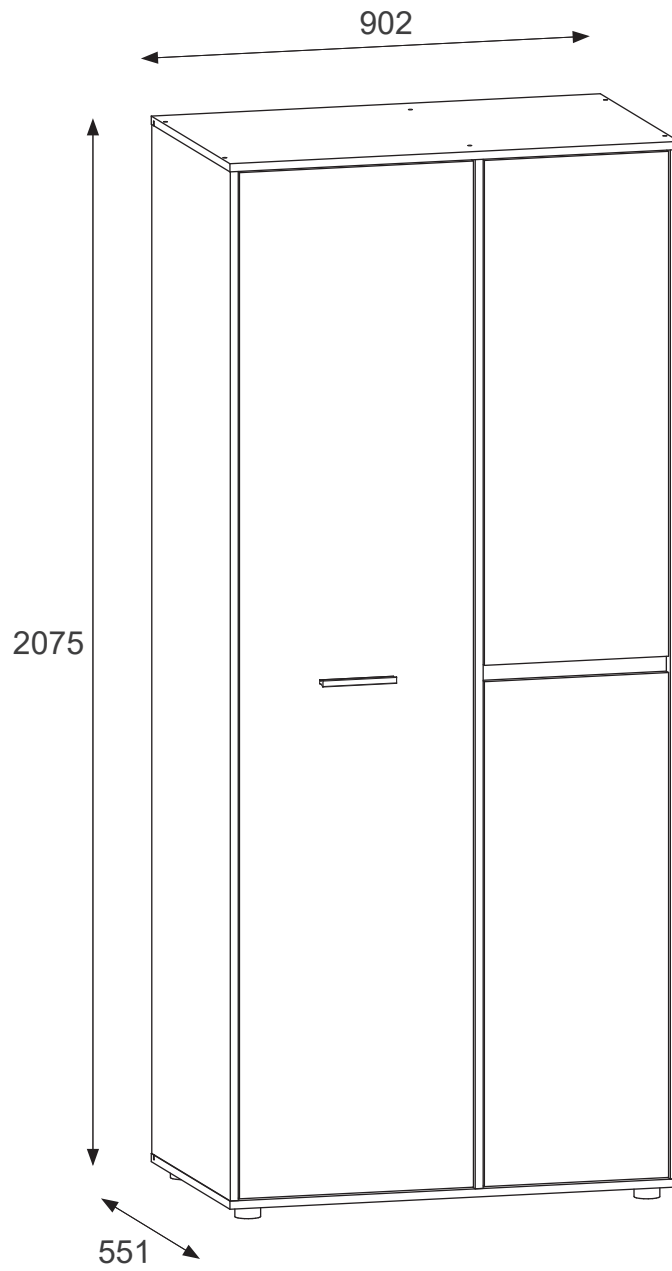
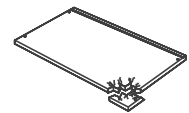
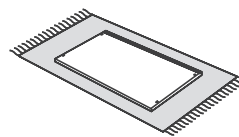


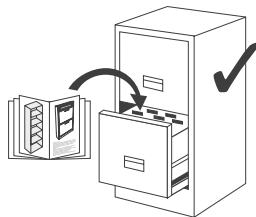
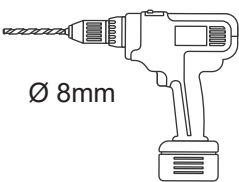
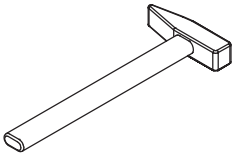
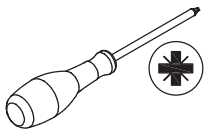
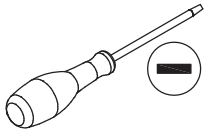
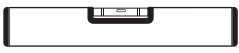

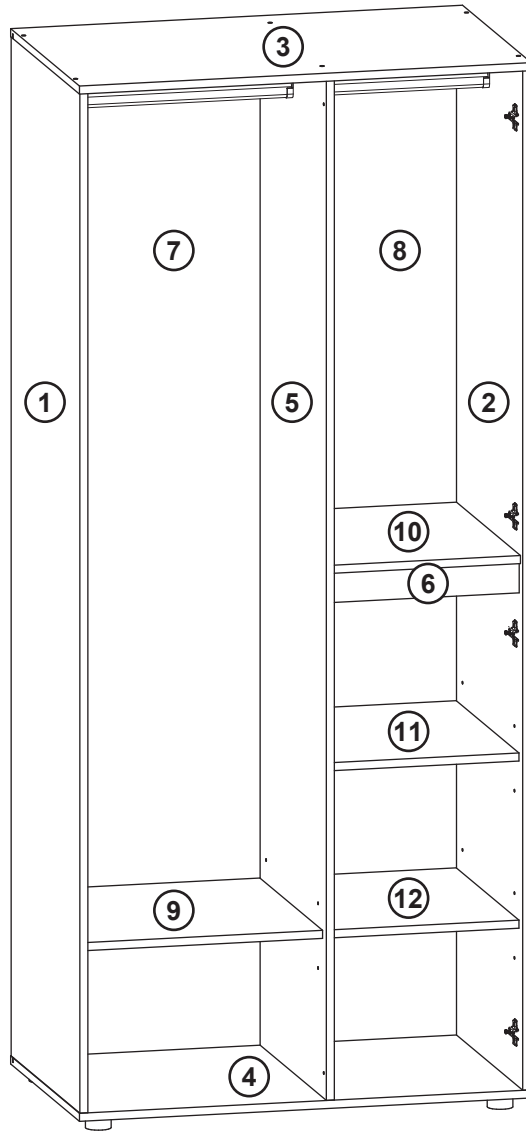

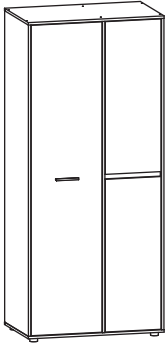


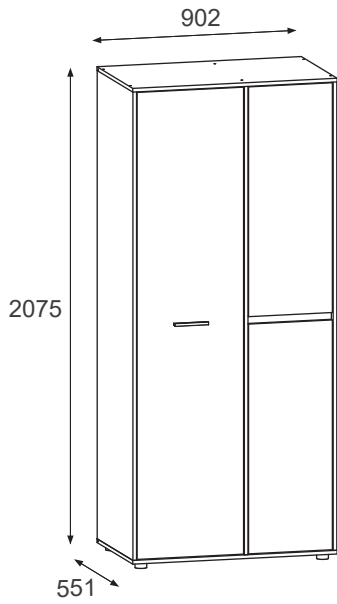


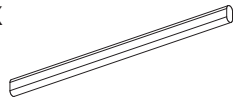
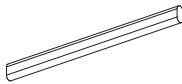

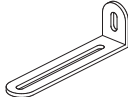
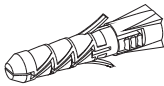
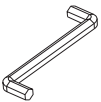



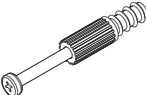

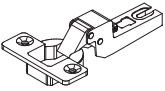
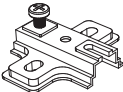




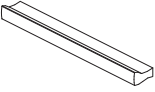

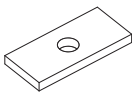









Modell **MITO MT5**

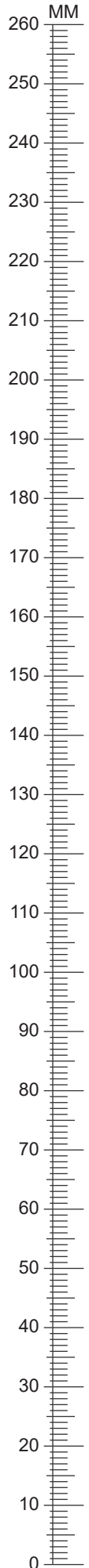




A	B (mm)		C
1	2018	550	1/2
2	2018	550	1/2
3	902	551	2/2
4	902	551	2/2
5	2018	530	1/2
6	376	60	2/2
7	2032	491	1/2
8	2032	391	1/2
9	475	502	2/2
10	376	512	2/2
11	375	502	2/2
12	375	502	2/2
13	2012	470	2/2
14	990	370	2/2
15	990	370	2/2

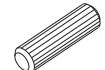


		1x  L=470x23x15mm t1
1x  L=370x23x15mm t2	4x  30x15mm t3	
1x  L=75x25x15mm n14/2	1x  Ø 8x50mm y1	
1x  4mm z1	12x  Ø 6,3x50mm e27	20x  Ø 8x30mm f1
4x  Ø 15x12mm r1	4x  45mm r23	12x  Ø 5mm d1
8x  Ø 35mm a2	8x  40x50x12mm b2	5x  Ø 5mm d2
4x  Ø 20mm s1	6x  Ø 12mm s3	5x  25x45x45mm k43
1x  L=128/148mm c235	16x  10x10x15mm l3	5x  L=20x10x2 mm n108
3x  Ø 4,2x16mm p21	5x  Ø 4x25mm p23	2x  Ø 4x25mm p26
23x  Ø 3x16mm p50	16x  Ø 3,5x16mm p51	1x  Ø 5x50mm p60
16x  Ø 6,3x13 mm e2	4x  Ø 5x13 mm e3	4x  Ø 5x9 mm e6



1

f1 x 16



Ø 8x30mm

r23 x 2



45mm

d1 x 6



Ø 5mm

b2 x 8



40x50x12mm

e2 x 16



Ø 6,3x13mm

t3 x 2



30x15mm

e3 x 4

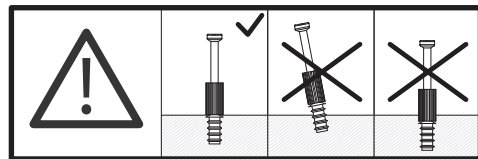
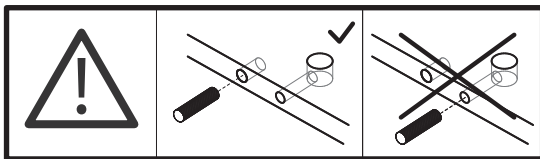

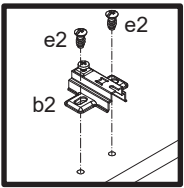
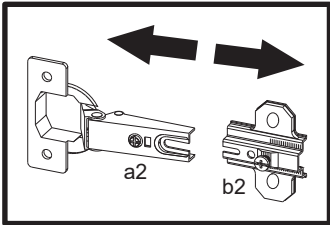
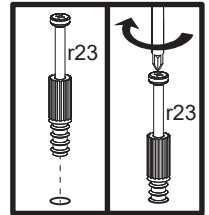
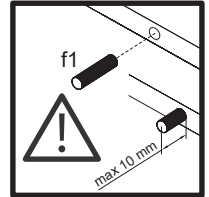
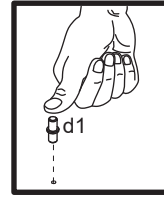
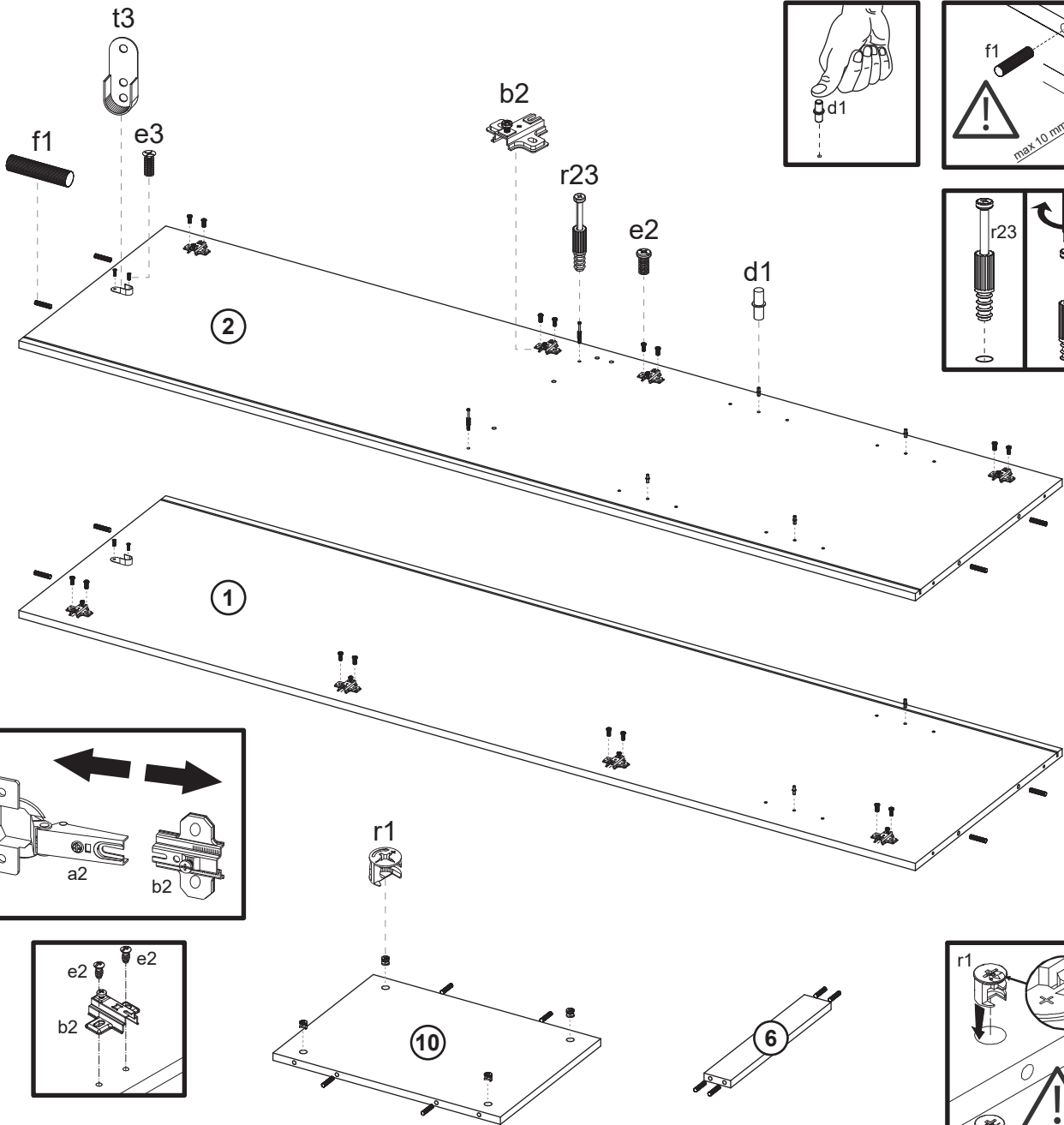


Ø 5x13mm

r1 x 4



Ø 15x12mm



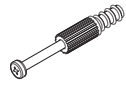
2

f1 x 4



Ø 8x30mm

r23 x 2



45mm

d1 x 6



Ø 5mm

d2 x 5



Ø 5mm

t3 x 2

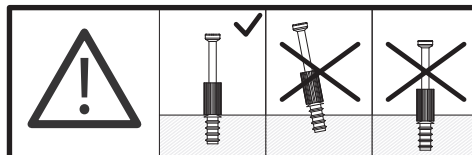
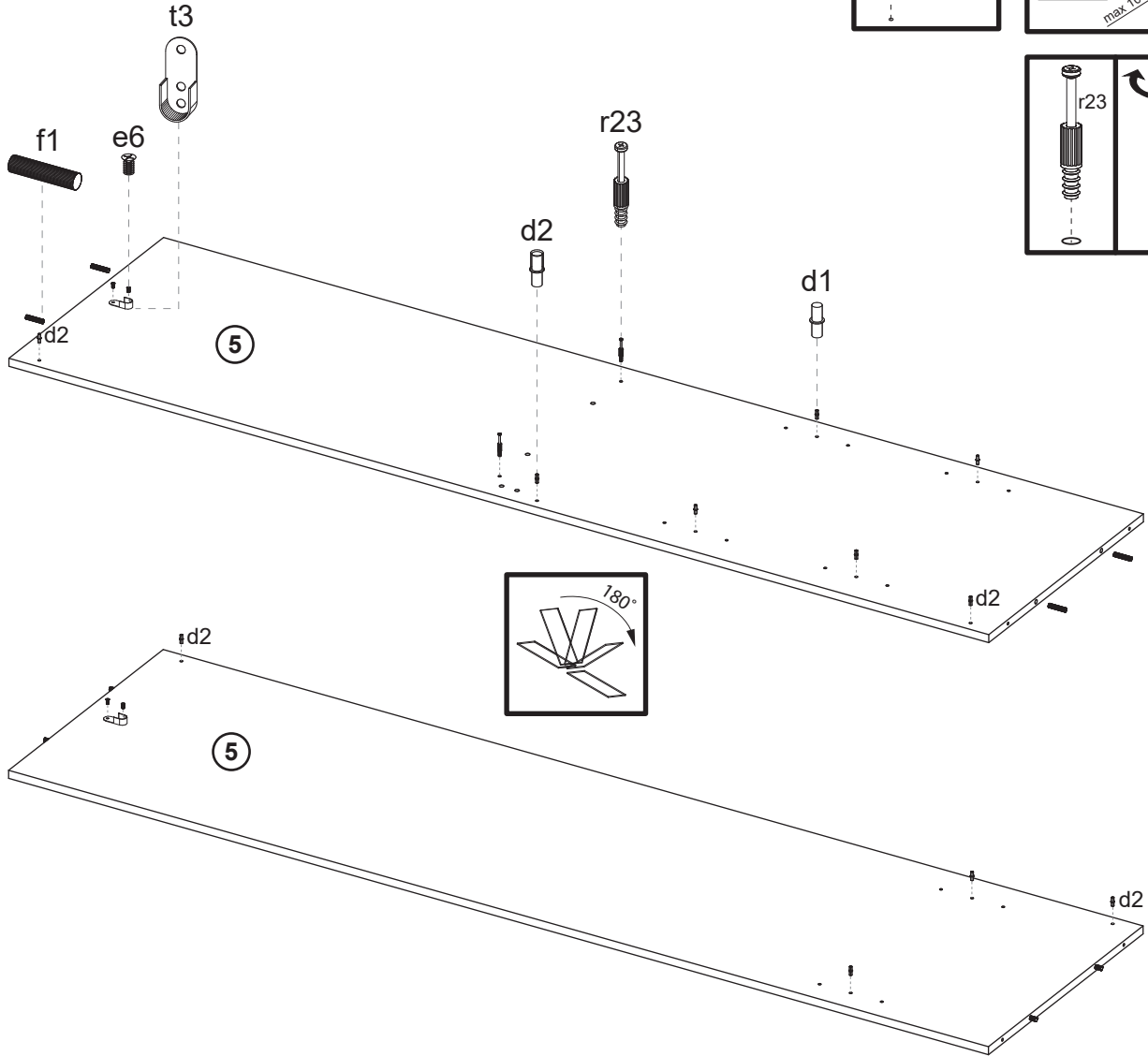
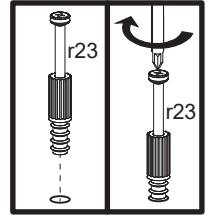
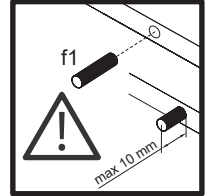
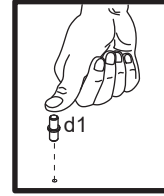



30x15mm

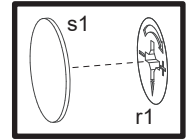
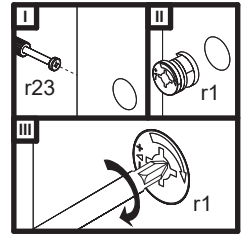
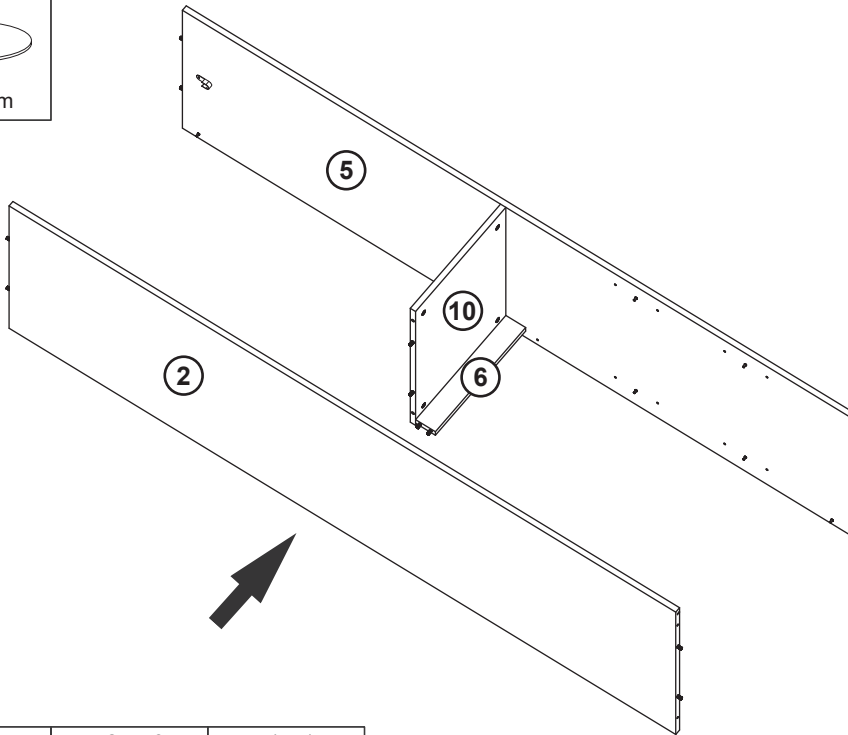
e6 x 4






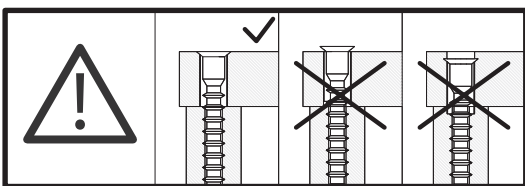
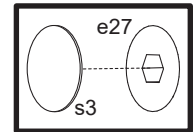
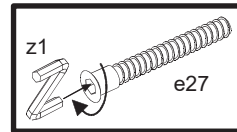
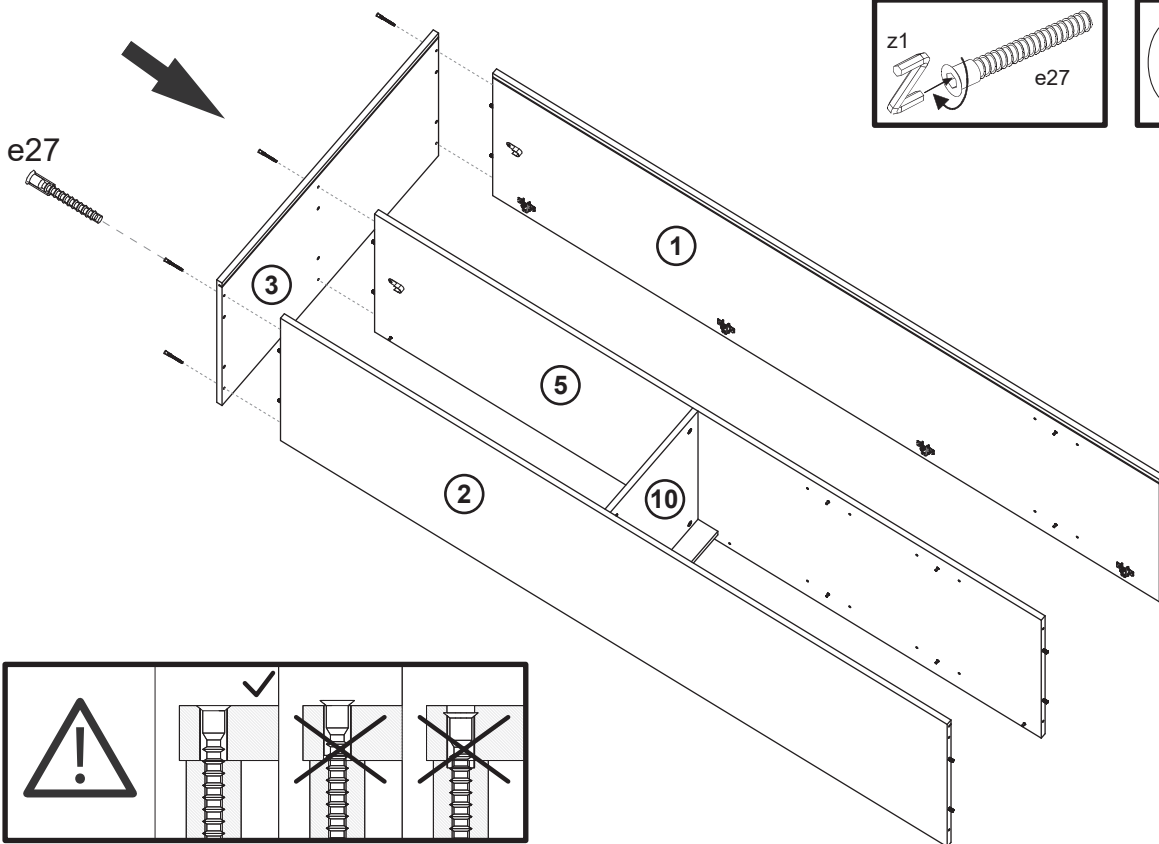
Ø 5x9mm



3	s1 x 4
	
	Ø 20mm



4	s3 x 6	e27 x 6	z1 x 1
			
	Ø 12mm	Ø 6,3x50mm	4mm



5

p21 x 3



Ø 4,2x16mm

p23 x 5



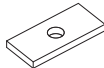
c 4x25mm

p50 x 21



Ø 3x16mm

n108 x 5



L=20x10x2mm

l3 x 16



10x10x15mm

k43 x 5



25x45x45mm

e27 x 6

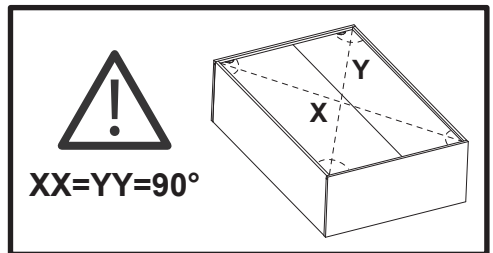
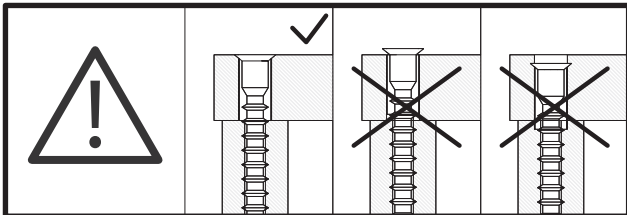
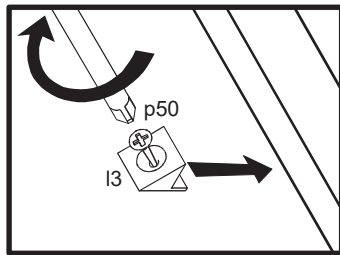
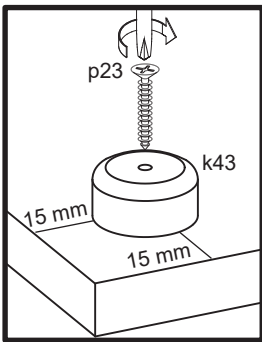
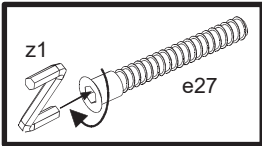
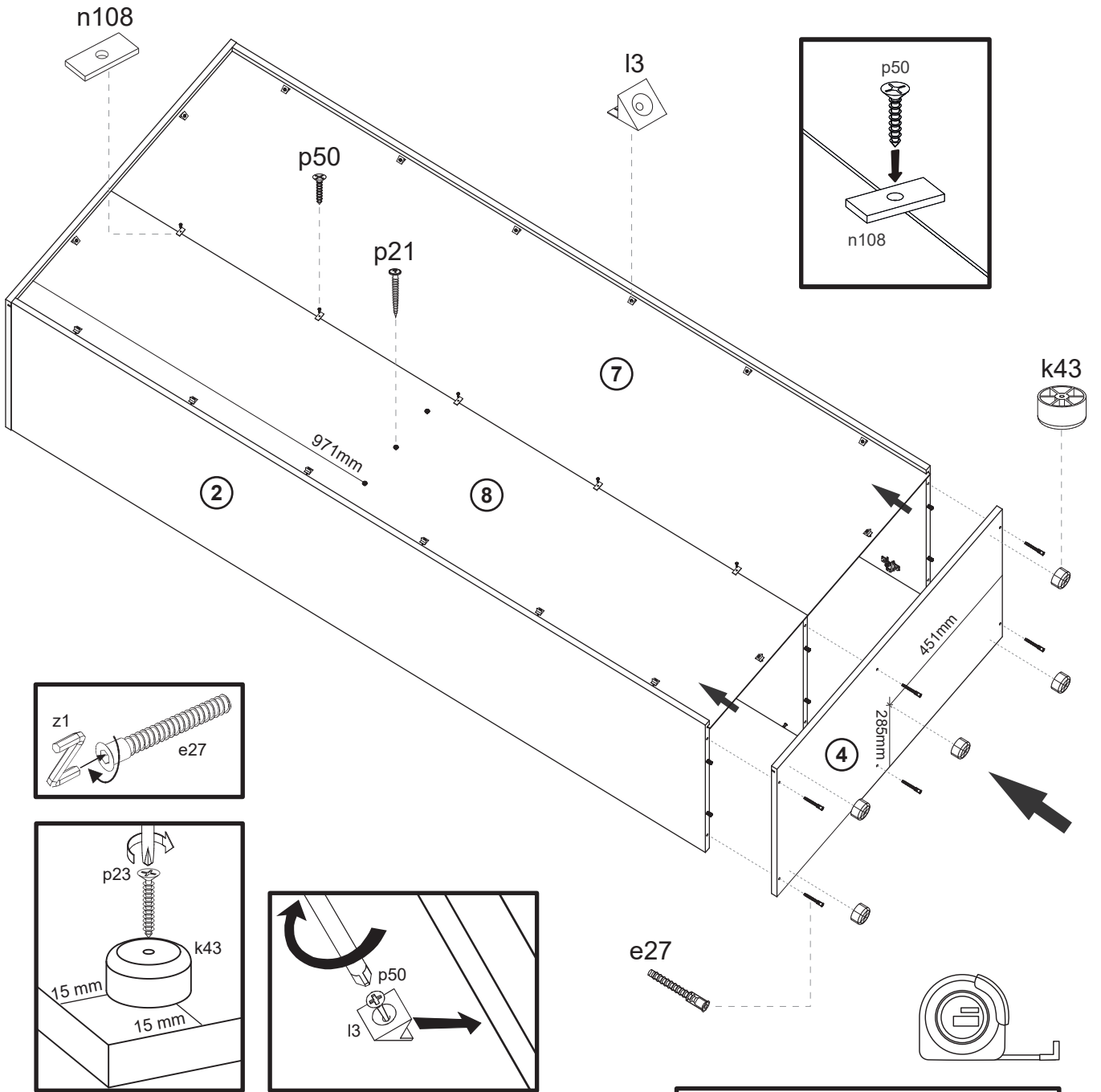


Ø 6,3x50mm

z1 x 1



4mm



6

t1 x 1

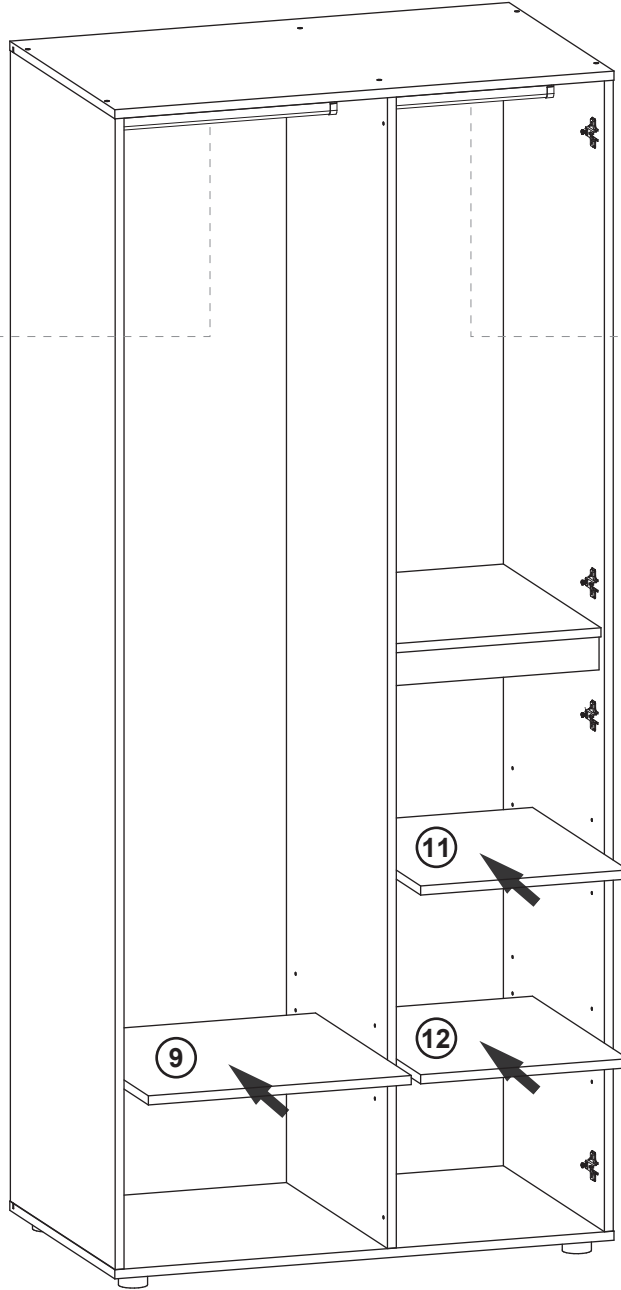
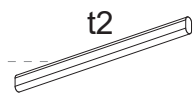
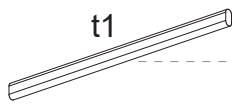
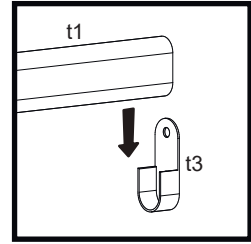


L=470x23x15mm

t2 x 1



L=370x23x15mm



7

p26 x 2



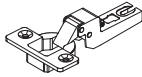
Ø 4x25mm

p51 x 16



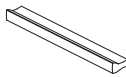
Ø 3,5x16mm

a2 x 8

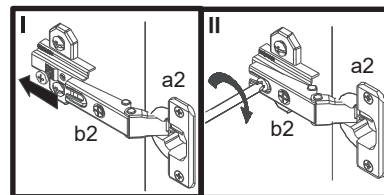
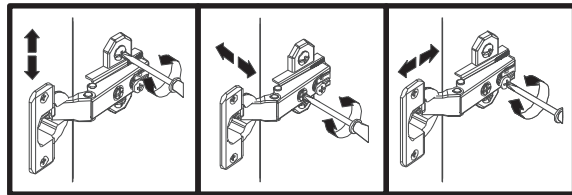
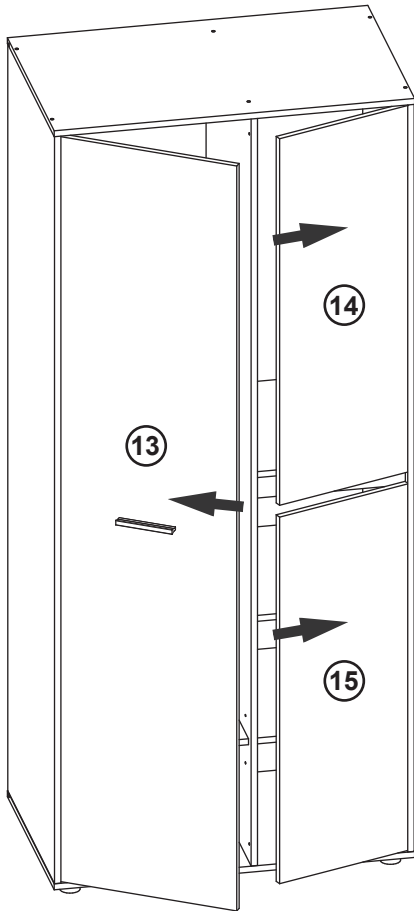
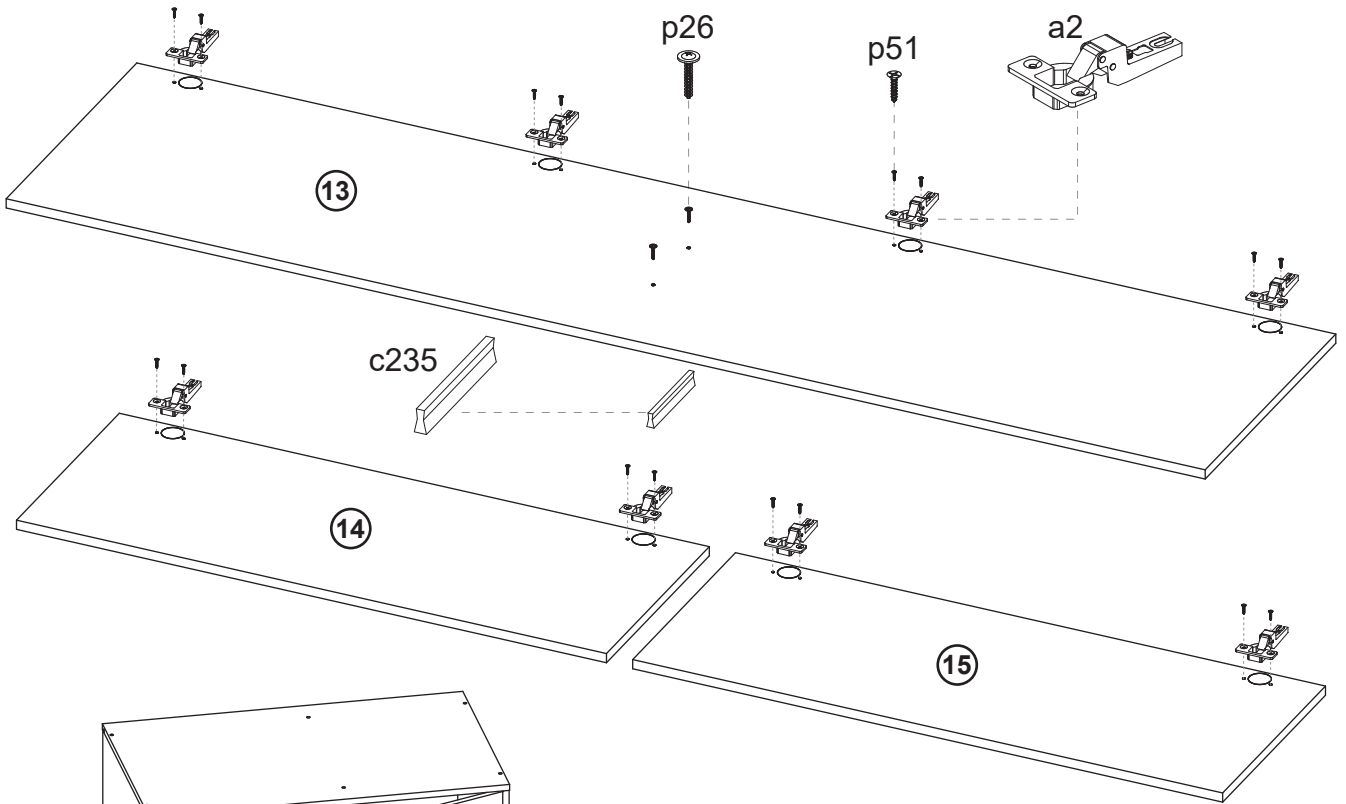


Ø 35mm

c235 x 1



L=128/140mm



8

p60 x 1



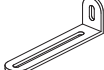
Ø 5x50mm

y1 x 1



Ø 8x50mm

n14/2 x 1

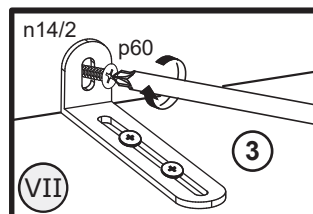
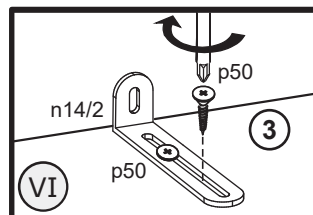
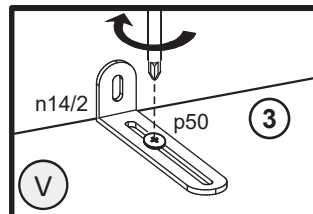
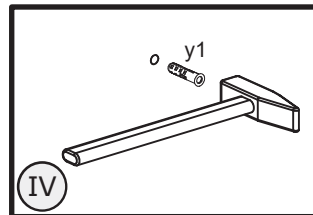
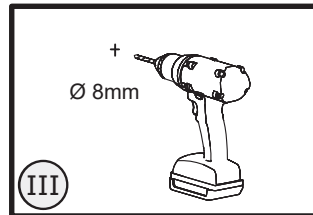
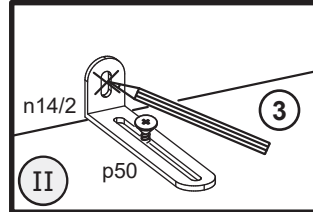
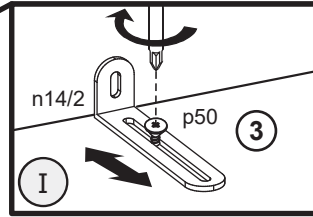
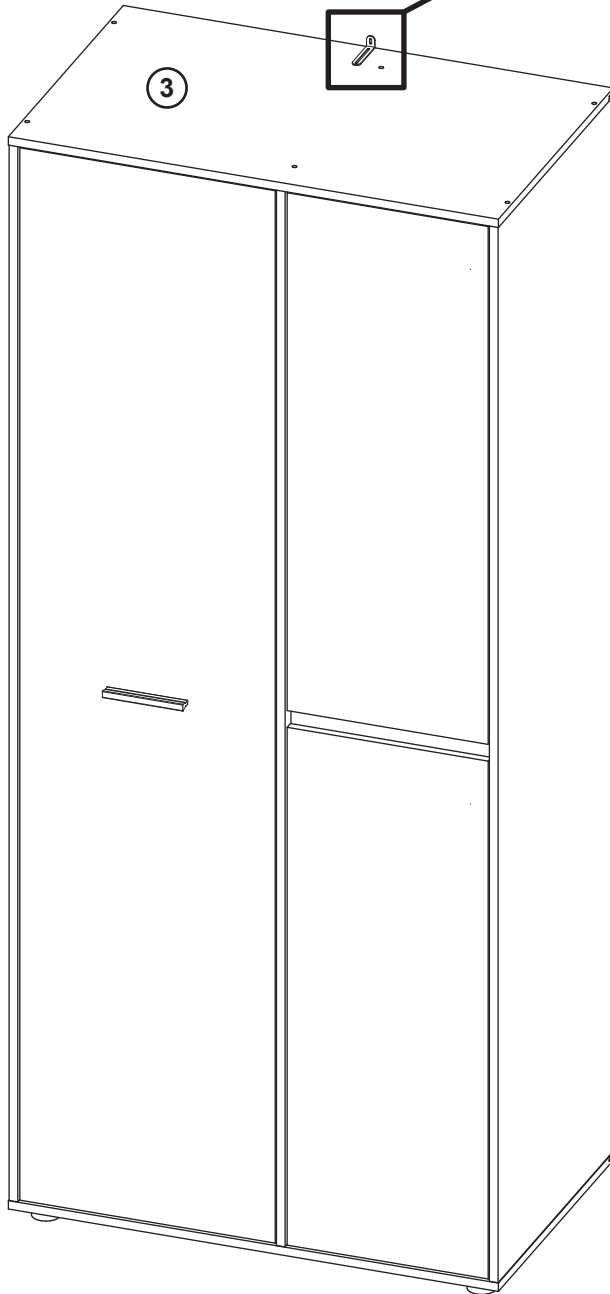


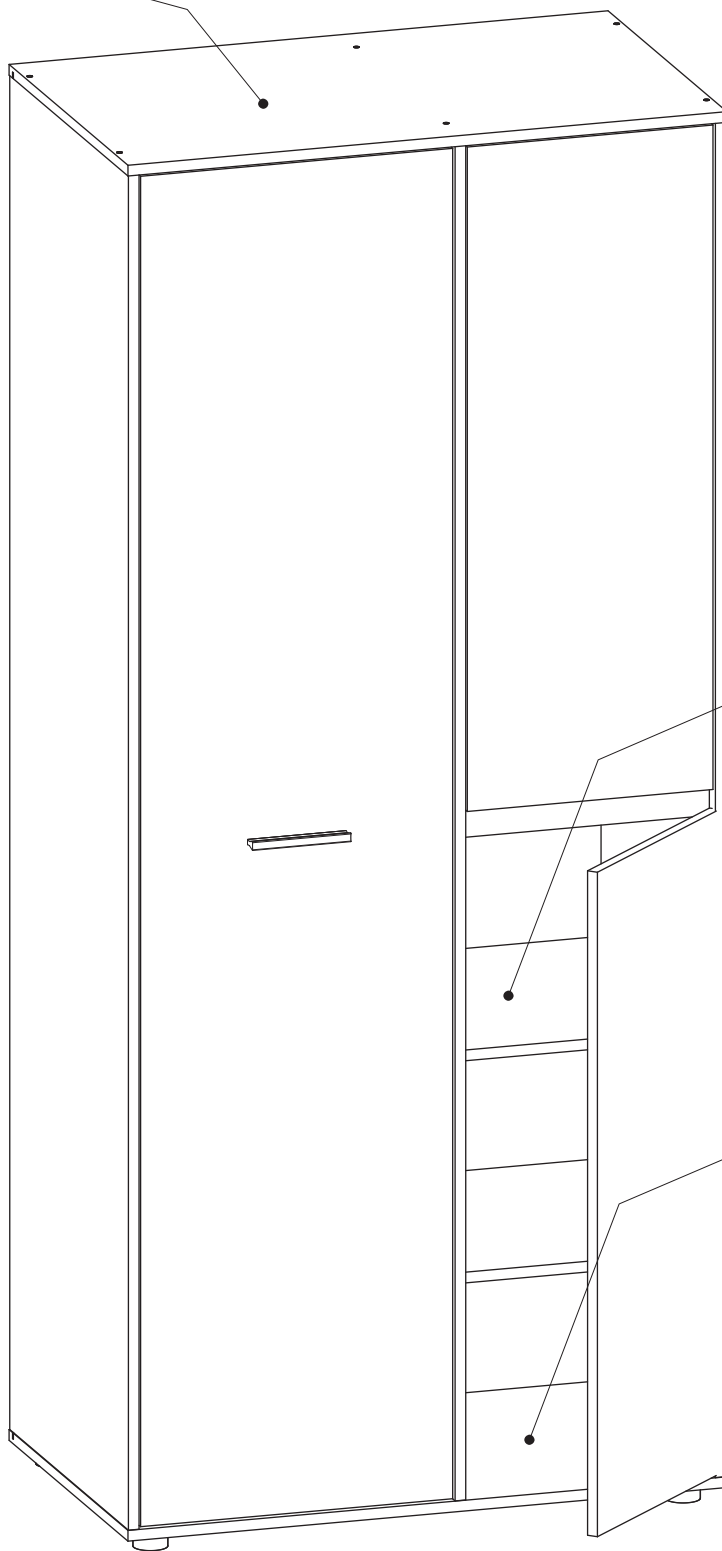
L=75x25x15mm



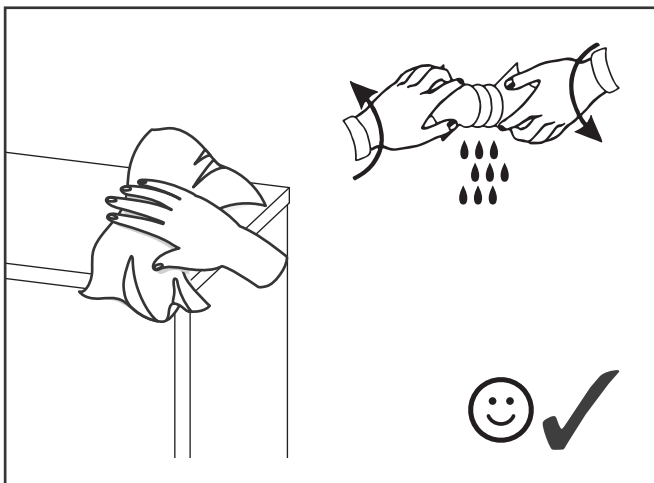
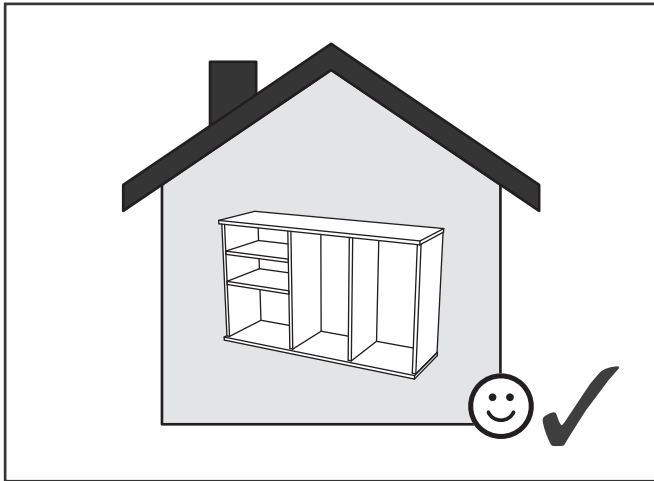
p50 x 2



Ø 3x16mm







- PL** Powierzchnię mebli należy czyścić tylko środkami do pielęgnacji mebli. Szanowny kliencie w przypadku reklamacji prosimy wypełnić druki reklamacyjne dostępne w punktach sprzedaży przedkładając Kartę Reklamacyjną (zawierającą datę produkcji i numer pakowacza lub zmiany pakowania) umieszczona w każdej z paczek, oraz instrukcję montażu mebla, gdzie prosimy o zaznaczenie uszkodzonego elementu.
- SK** Povrch nábytku čistite iba prostriedkami určenými na ošetrovanie nábytku.Vá ení zákazníci! V prípade reklamácie prosíme, aby ste vyplnili tlačivá, ktoré sú prístupné v obchodoch, predlo ili Reklamačný list (ktorý obsahuje dátum výroby a číslo baliča alebo číslo zmeny pri balení), ktorý sa nachádza v ka dom balení a návod na montá nábytku, v ktorom označte poškodenú čas.
- CZ** Povrch nábytku čistěte pouze přípravky určenými k ošetřování nábytku.Vá ený zákazník, v případě uplatnění reklamace vyplňte prosím reklamační formuláře, které jsou dostupné v prodejnách a předlo te Reklamační kartu (obsahující datum výroby a číslo balení nebo změny balení, která je umístěna v balíčku) a návod k obsluze s vyznačením poškozeného dílu.
- BG** Повърхността на мебелите трябва да се почиства само с препарати за поддържане на мебели.Уважаеми клиенти, в случай на рекламация моля попълнете формулярите за рекламация, които ще получите в търговските пунктове, като представите Картата за рекламация (съдържаща датата на производство и номера на опаковчика или смяната за опаковане), която ще намерите във всяка опаковка, и инструкцията за монтаж на мебела, върху която да отбележите повредения елемент.
- RO** Suprafața ei trebuie să fie curățată numai cu substanțe destinate pentru curățarea mobilei.Stimate Cumpărător, în caz de reclamație vă rugăm să completați formularul de reclamație pe care îl puteți lua de la punctul de vânzare și pe care îl veți prezenta împreună cu Cartela de Garanție (care conține data producției și nr ambalatorului sau turei de ambalare), însoțită la fiecare ambalaj, precum și instrucțiunile de montaj ale mobilei, pe care vă rugăm să marcați elementul deteriorat.
- UA** Поверхню меблів потрібно чистити тільки засобами для догляду за меблями.Шановний клієнте для заяви рекламачії, просимо заповнити формуляр рекламачії, доступний у пунктах продажу, вказуючи рекламачійну карту (містить дату виробництва та номер пакувальника або зміни упаковки), прикладену до кожного пакету, а також інструкцію з монтажу меблів, на якій просимо позначити пошкоджений елемент.
- RUS** Поверхность мебели надо чистить только средствами для ухода за мебелью.Уважаемый клиент для заявления рекламации, просим заполнить формуляр рекламации, доступный в пунктах продажи, указывая Рекламационную карту (содержащую дату производства и номер упаковщика или смены упаковки), приложенную к каждому пакету, а также инструкцию по монтажу мебели, на которой просим обозначить поврежденный элемент.
- DE** Reinigen Sie den Möbelbereich nur mit Möbelpflege. Kunden, bei Beanstandung Bitte füllen Sie die Reklamationsformulare, die in den Verkaufsabteilungen erhältlich sind, vor dem Verkauf aus eine Reklamationskarte (mit Angabe des Produktionsdatums und der Anzahl der Personen, die die Waren verpacken, oder der Anzahl der Schichten)Verpackung), die in jeder Packung enthlten ist, und Halterungen, in denen Sie reichlich vorhanden oder beschädigt sind ElementeReinigen Sie den Möbelbereich nur mit Möbelpflege. Kunden, bei Beanstandung.
- GB** Furniture surface must be cleaned only with furniture maintenance formulas.Dear Customer, should you wish to file a complaint, we would request you to fill in the complaint forms available in our outlets, submitting the Complaint Card (specifying the date manufactured, packaging employee/ shift code) enclosed in each of the packets, together with the Assembly Manual, where please highlight the faulty component.
- H** A bútorok felületét kizárólag a bútorápolószerekkel lehet tisztítani. Tisztelt Vásárló! Reklamáció esetén kérjük az eladási helyeken kapható reklamációs nyomtatványokat kitölteni a Reklamációs Lap (tartalmazza a gyártási dátumát és csomagoló számát vagy műszakszámát) bemutatásával, amely mindegyik csomagban található, valamint a bútor szerelési utasítását, amelyen kérjük a sérült elemet bejelölni sziveskedjék.
- FR** La surface des meubles ne peut être nettoyée qu'avec des produits pour l'entretien de meubles. Cher Client, en cas de réclamation, veuillez bien remplir des formulaires de réclamation accessibles dans les centres de vente en montrant le mode d'emploi pour monter le meuble. Nous vous demandons de bien vouloir y entourer l'élément en panne.
- ES** Limpiar la superficie de muebles exclusivamente con los agentes para el cuidado de los muebles.Estimado Cliente, en caso de reclamaciones, hagan favor de rellenar los formularios de reclamación disponibles en los puntos de venta, presentando las instrucciones de montaje de mueble, donde es necesario indicar un elemento estropeado.